



1

OUTCOMES

After the completion of the Lesson Planning Workshop, you should be able to:

1. Understand the importance of lesson planning
2. Identify the key components of effective lesson plans
3. Develop skills in creating lesson plans
4. Increase collaboration and feedback
5. Understand the importance of flexibility
6. Understand the connection between lesson planning and student learning outcomes
7. Develop a sense of confidence and competence in lesson planning

2




PROPHET’S ADVICE

عَنْ أَنَسٍ، عَنِ النَّبِيِّ صَلَّى اللَّهُ عَلَيْهِ وَسَلَّمَ قَالَ " يَسِّرُوا وَلَا تُعَسِّرُوا، وَبَشِّرُوا وَلَا تُنْفِرُوا " . (بخاري: 69)

Narrated Anas bin Malik that the Prophet ﷺ said, "Facilitate things to people (concerning religious matters), and do not make it hard for them and give them good tidings and do not make them run away (from Islam). (Bukhari: 69)

Only experts can make things simple!!!

3



ROLE OF THE PROPHET ﷺ

Tilāwa

- Spread knowledge
- Reciting with understanding

Tazkiya

- Mentoring & coaching for growth
- Holistic growth, spiritually, socially, intellectually

Teaching

- Implementing teachings of Qur'an
- To gain Hikmah (wisdom)

4

TEACHER’S IMPACT

Work at micro level and witness the IMPACT at macro level

Every student is a piece of Jigsaw puzzle that fits into the bigger picture

He/She is a dot that is supposed to be joined.



Begin with the end in Mind.

5



Part 2: Definition

LESSON PLANNING

Department of Academic Research
Understand Quran Academy



6

WHAT IS A LESSON PLAN?

A teachers detailed roadmap to reach the lessons learning outcomes within the class time.



If you fail to Plan, you Plan to fail

7

WHY LESSON PLAN?

With Lesson Plan

Road Diagram



Without Lesson Plan



If you don't know where to go, then it doesn't matter where you go.

8

WHY LESSON PLAN?

With Lesson Plan

Without Lesson Plan

Focused on Outcomes

Satisfaction

100% reach-out

100% topics coverage

Efficient teaching

Teacher Confidence

- Disoriented
- Frustration
- Reach few students
- Incomplete syllabus
- No quantifiable result
- Unsure of Next move

9

ITS NATURE TO CHOSE — SIMPLICITY





Complex things phase out, while simple things survive

10

www.understandquran.com

5



SIMPLE VS COMPLEX

Its Simple to make things
Complex, but Complex
to make things simple

11

A DIFFERENT CALCULATION - RESPONSIBILITY

Teaching a class of 50 students for 40 minutes, an Effective teacher calculates 2000 minutes of time taken from Humanity.



Time is a resource – use it or you will lose it.

12



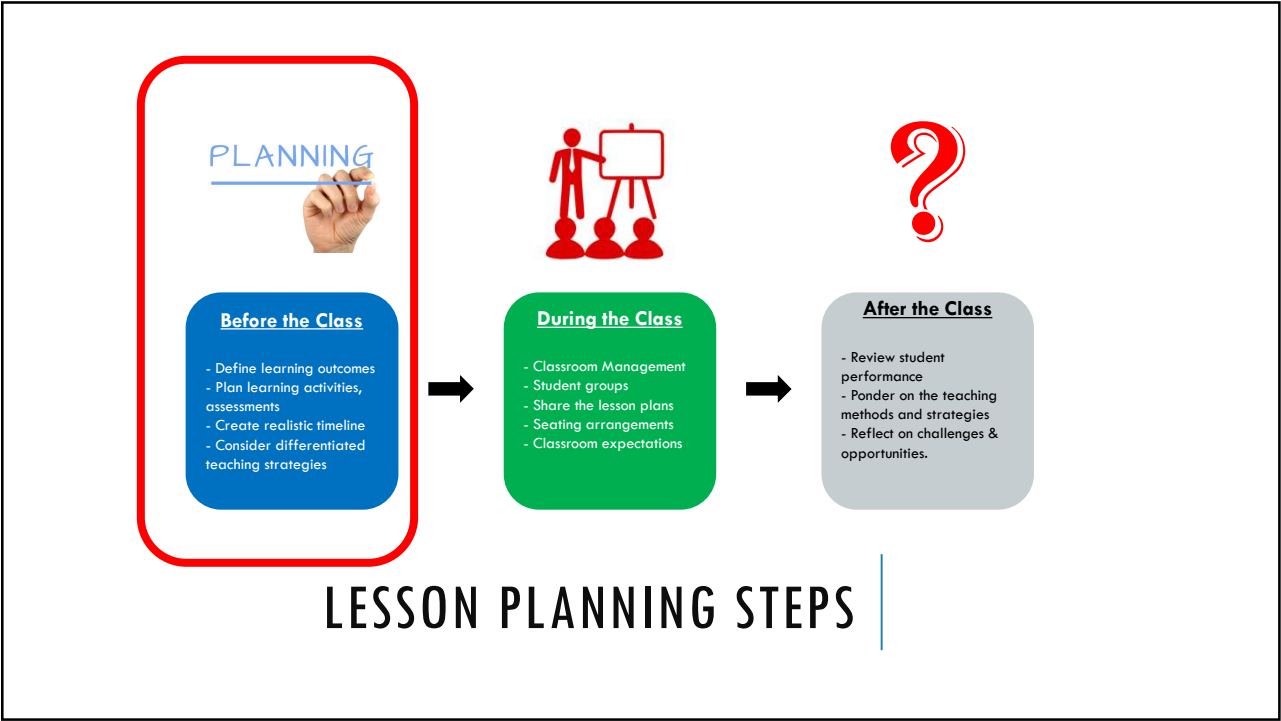
Part 3: Lesson Plan Components

LESSON PLANNING

Department of Academic Research
Understand Quran Academy



13



LESSON PLANNING STEPS

14

BEFORE CLASS:
PREPARE LESSON PLAN COMPONENTS

PLANNING

Before the Class

During the Class

After the Class

Learning Outcomes

Revision/
Warm-up

Direct Instruction

Guided Practice

Independent Practice

Student Assessment

Closure

1. What will I do to explain the topic?

2. What will I do to illustrate the topic in a different ways to address the diversity in classroom?

3. How can I engage students in the topic?

4. What are some relevant real-life examples, analogies, or situations that can help students understand the topic?

5. What will students need to do to help them understand the topic better?

15

BEFORE CLASS:
PREPARE LESSON PLAN COMPONENTS

PLANNING

Before the Class

During the Class

After the Class

Learning Outcomes

Revision/
Warm-up

Direct Instruction
I DO

Guided Practice
WE DO

Independent Practice
YOU DO

Student Assessment

Closure

1. Learning outcome or the lesson outcomes should be clear

2. Learning Outcomes should clear and simple language

3. The lesson plan is designed around the **Learning Outcomes**.

16

ACTIVITY: LEARNING OUTCOMES

Write the learning outcomes of a lesson that you teach.

17

BEFORE CLASS:
PREPARE LESSON PLAN COMPONENTS

PLANNING

Before the Class

After the Class

?

Learning Outcomes

Revision/
Warm-up

Direct Instruction
I DO

Guided Practice
WE DO

Independent Practice
YOU DO

Student Assessment

Closure

Tarbiyah wa Tazkiyah

1 min Tarbiyah:

Discuss and remind students of good deeds. For example: helping mother or father with home chores, going to the masjid, and inviting your neighbors for salah. Make a list of such good deeds.

1 min Tazkiyah:

Develop a habit among students to do Zikr. Recite ten times SubhanAllah, next day Recite Alhamdulillah, etc... Make a list of Zikr to be covered.

18

BEFORE CLASS:
PREPARE LESSON PLAN COMPONENTS

PLANNING

Before the Class

• Define learning outcomes
• Set the learning environment
• Prepare materials and resources
• Consider all of the needs
• Identify any gaps

During the Class

• Monitor student progress
• Adjust instruction as needed
• Encourage student participation
• Provide feedback

After the Class

• Reflect on the lesson
• Evaluate student learning
• Gather feedback from students
• Identify areas for improvement

Learning Outcomes

Revision/
Warm-up

Direct Instruction
I DO

Guided Practice
WE DO

Independent Practice
YOU DO

Student Assessment

Closure

Warm-up Session or Revision Session

The objective of a warm-up is to help students get in the mood for a new topic.
A good warm-up will engage the students and develop CURIOSITY among them to learn.
A warm-up can be an activity like a story, question, or discussion about a scenario.
A warm-up should not be a passive lecture for students.
A review connects the current lesson with previous lessons by reviewing previously taught or learned points.
A review should also involve students. It can be an activity or questions.

19

ACTIVITY: REVISION/ WARM-UP

Practice: Write down 5 warm-up questions for the lesson you have chosen.

20



Part 3a: I DO

LESSON PLANNING

Department of Academic Research
Understand Quran Academy



21

BEFORE CLASS: PREPARE LESSON PLAN COMPONENTS

PLANNING

Before the Class

After the Class

?

Learning Outcomes

Revision/
Warm-up

Direct Instruction
I DO

Guided Practice
WE DO

Independent Practice
YOU DO

Student Assessment

Closure

- VAK modes for all types of students in the class.
- Teaching Aids, Videos, ppts, posters, charts, and models.
- Activities to engage the students & enhance their learning.
- Motivate students to look forward to learning more about the topic covered.
- Prepare & help students to meet the learning outcomes and work independently
- Creative thinking, imagining & Feel, Pondering, and relevance will internalize the concepts
- Make the subject easy for students by presenting it simple, efficient, and engaging manner
- Use of stories, jokes, anecdotes, events that relate to the topic
- Strategies to cater to slow and different learners

22

PRIOR KNOWLEDGE ACTIVATION

Prior knowledge activation helps students **connect new material** to what they already know.

This strategy can be implemented through various **activities** like brainstorming or group discussions.

Incorporating prior knowledge activation can make learning more **meaningful** and effective for students.

Less effort from the teacher

23

ACTIVITY: DIRECT INSTRUCTION

Select any lesson of your choice and break down the content into manageable outcomes. Design the direct instruction for the first outcome.

Implement the knowledge you learned in this module.

24



Part 3b: We DO

LESSON PLANNING

Department of Academic Research
Understand Quran Academy



25

BEFORE CLASS: PREPARE LESSON PLAN COMPONENTS

Learning Outcomes

Revision/
Warm-up


Direct Instruction
I DO

Guided Practice
WE DO

Independent Practice
YOU DO

Student Assessment


Closure



PLANNING

Before the Class


- Write Learning Objectives
- Plan the Lesson
- Prepare Materials
- Prepare the Environment



Guided Practice

During the Class

- Monitor Student Progress
- Provide Feedback
- Encourage Student Participation



Independent Practice

After the Class

- Assess Student Learning
- Reflect on the Lesson
- Plan for the Next Lesson

- Objective of Guided Practice is to prepare students for independent work
- **TPS - Think-Pair-Share will help.** Make teams that compete with each other for some activity.
- Help the students if they have any challenges during the task completion.
- Guided Practice will reveal the student’s learning difficulties; address these in the direct Instruction.
- Students learn how to handle the topic and their challenges and how to solve them

26

ACTIVITY: GUIDED PRACTICE

Exercise: how would you conduct a guided practice session for selected lesson.

27



Part 3c: You DO

LESSON PLANNING

Department of Academic Research
Understand Quran Academy



28

BEFORE CLASS:
PREPARE LESSON PLAN COMPONENTS

PLANNING

Before the Class

• Identify learning objectives for the lesson and plan the activities that will help students achieve them.

During the Class

• Monitor student progress and provide feedback.

After the Class

• Reflect on the lesson and make adjustments for the next time.

Learning Outcomes

Revision/
Warm-up

Direct Instruction
I DO

Guided Practice
WE DO

Independent Practice
YOU DO

Student Assessment

Closure

- Purpose of IP is to ensure students can work independently without teacher intervention
- Can work alone or with teams. TPS can also be implemented.
- The tasks for IP can be written, oral, workbook, reading, activity, or a project
- Students should be able to apply the concepts learned.
- Creativity in the application of the concept.

29

I DO ACTIVITIES

Worksheets

Practice Questions

- Multiple choice questions, fill-up the blanks,
- Crossword, match the following, etc.
- Scenario based questions What-if questions

Classroom Activities – Games, essay, discussion, speech

Group Project, Individual Projects, Schedule Creation, Reminder Systems, self Assessments

Reflections & Observations

EASY - Straight forward Q&A

MEDIUM – Thinking Questions

ADVANCED – Application/Scenario based

30

ACTIVITY: INDEPENDENT PRACTICE

Exercise: how would you conduct an independent practice session for selected lesson.

31

BEFORE CLASS:
PREPARE LESSON PLAN COMPONENTS

Learning Outcomes

Revision/
Warm-up

Direct Instruction
I DO

Guided Practice
WE DO

Independent Practice
YOU DO

Student Assessment

Closure

PLANNING
Before the Class
• Write Learning Outcomes
• Plan Warm-up and other
activities
• Identify the main concept
• Identify the main skill
• Identify the main strategy

During the Class
• Monitor student progress
• Provide feedback
• Encourage student participation
• Monitor student understanding

After the Class
• Reflect on the lesson
• Evaluate student learning
• Identify areas for improvement
• Plan for the next lesson

There are three types of Student Assessments:

1. Assessments that benefit the Teacher’s Teaching.
2. Assessments that benefit the students learning.
3. Assessments that result in a Grade.

32

www.understandquran.com

16

ACTIVITY: STUDENT ASSESSMENT

Exercise: how would you conduct student assessment sessions for the selected lesson?

** We will cover the student assessments in more detail in the next workshop*

33

BEFORE CLASS:
PREPARE LESSON PLAN COMPONENTS

Learning Outcomes

Revision/
Warm-up

Direct Instruction
I DO

Guided Practice
WE DO

Independent Practice
YOU DO

Student Assessment

Closure

PLANNING

Before the Class

• Write the learning outcomes
• Plan the warm-up activity
• Prepare the materials and resources
• Identify the assessment methods
• Prepare the closure activity

During the Class

• Monitor student progress
• Adjust instruction as needed
• Provide feedback and encouragement
• Manage classroom behavior

After the Class

• Reflect on the lesson
• Evaluate student learning
• Plan for the next lesson
• Seek feedback from students

- A review & overview of the topic covered.
- Mention what will be covered in the next class.
- Assignments & Homework if any, to be discussed.
- Encouragement and inspiration for the topic learned.
- Good closure will ensure students look forward to the next class.

34

www.understandquran.com

17

PUTTING IT ALL
TOGETHER —
SAMPLE LESSON
PLAN

Sno	Topic	Time
1	Greetings by teacher	0.5 min
2	Learning Outcomes	0.5 min
3	Tarbiyah	1 min
4	Tazkiyah	1 min
5	Dua by Teacher	0.5 min
6	Revision (if any)	5 min
7	I DO Session	10 min
8	We Do Session	5 min
9	You Do	10 min
10	Student Assessment	3 min
11	Closure	1 min

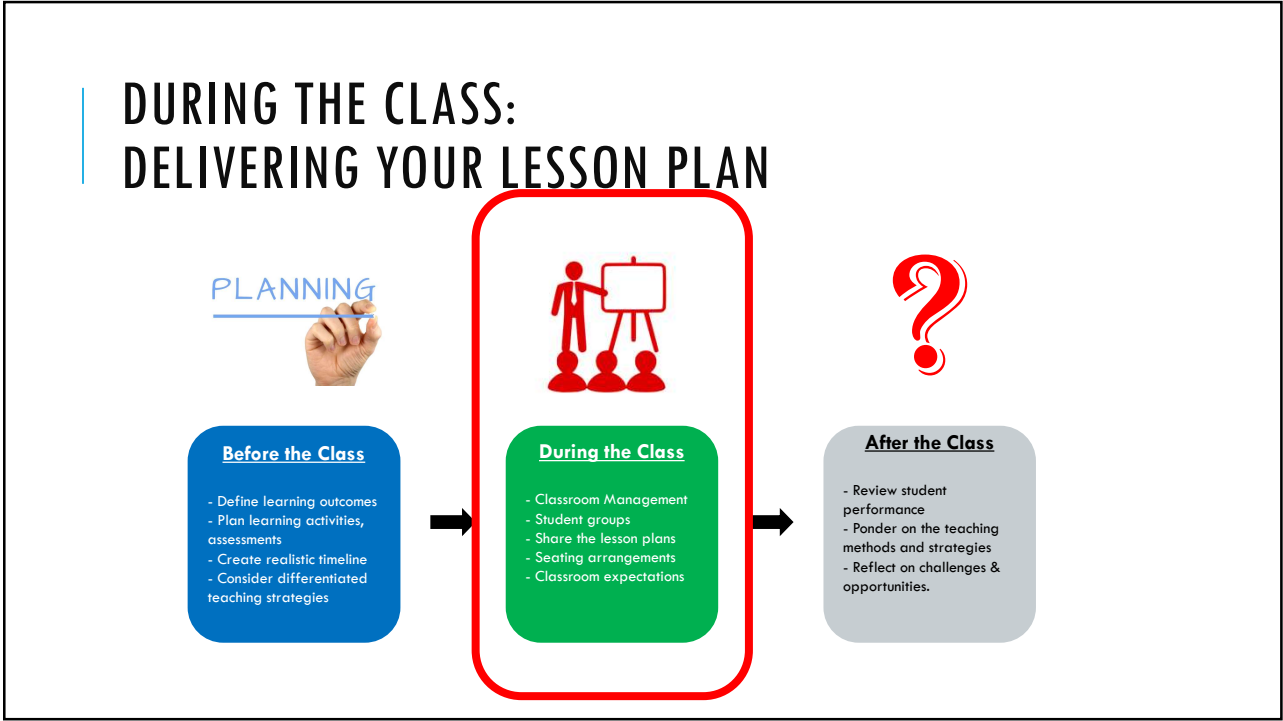
35

LESSON PLANS TEMPLATES

Click here to [download](#) the RQ lesson plan

Click here to download the UQ lesson plan

36




37

**DURING THE CLASS:
DELIVERING YOUR LESSON PLAN**

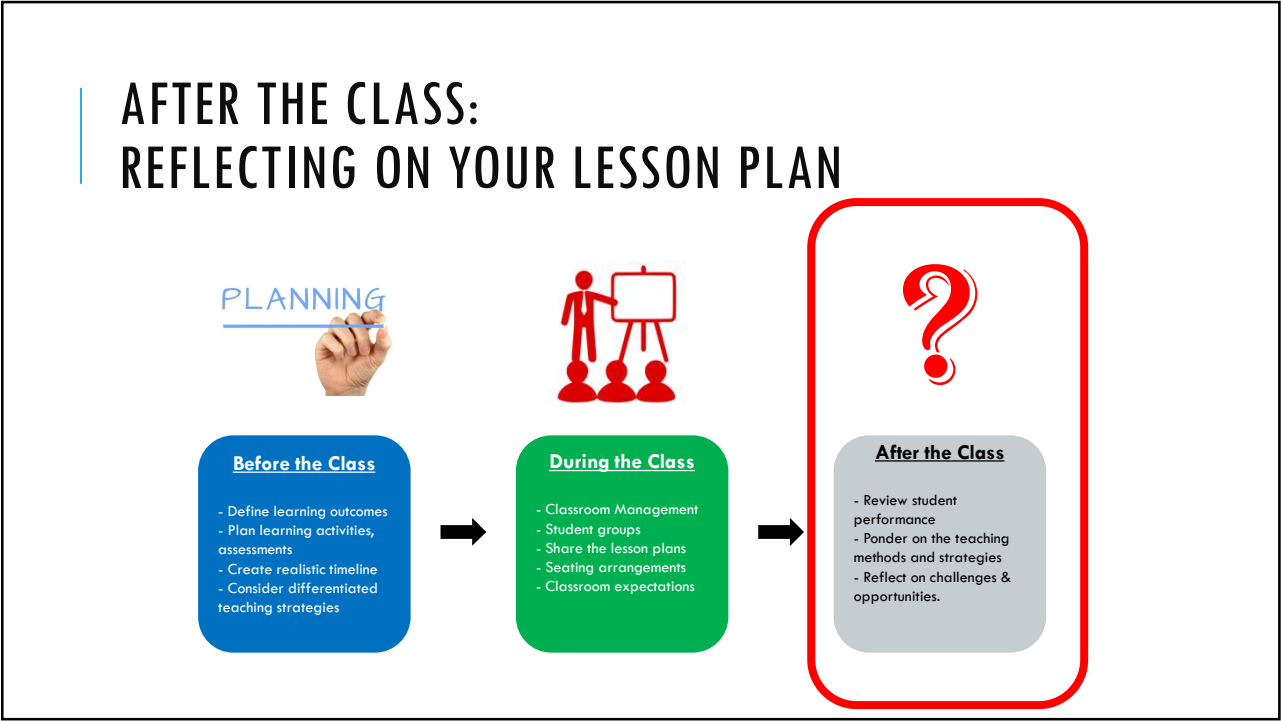
Its all about managing:

1. Time
2. Classroom
3. Student behavior
4. Student learning
5. Teaching strategies
6. Topic completion & learning outcomes
7. Rapport with students



A successful teacher is like a Juggler

38



BEST PRACTICES

Prepare lesson plans for all the chapters of the textbook that you are teaching.

41

2. LESSON PLAN TEMPLATES FOR RQ & UQ

Read Quran Teaching Components

- Letters (Huruf-e-Tahajji)
- Vowels (Harakat)
- Rules (Qawaid)
- Rules identification & Implementation
- Fluency in reading verses

Understand Quran Teaching Components

- Quranic Vocabulary
- Arabic Grammar
- Translation of Verses
- Brief Explanation of Verses
- Tadabur & Tadakur

42

www.understandquran.com

21

REFERENCES

https://www.researchgate.net/publication/276459810_Evaluation_of_Prophet_Muhammad's_Techniques_in_Managing_Misbehaviors_Application_in_Primary_School_Classrooms/link/5c6627ba92851c48a9d4d9be/download