

Tajweed

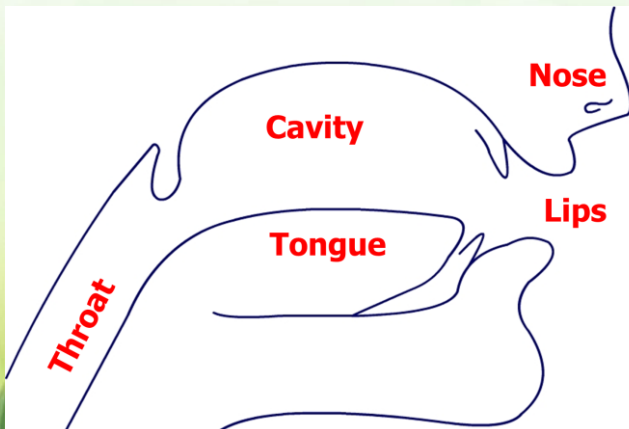
To recite the Quran nicely. How? By taking care of Makharij & Sifaat of letters and the rules of recitation



Exit - مَخْرُج

Place where the sound of the letter comes out from.

We use 5 Areas of the Mouth





Attributes - صفات

They add beauty & distinction to the recitation, and help us avoid errors

- Thick & thin
- Softness (أَوْ، أَي)
- Hams
- Extra sound (قلقلة)
- others...

صفات

ص ض ط ظ

ق غ خ

ب ت د ذ

ج ش ي

ح ه

ع ح

غ ع

ب ت د ذ

ج ش ي

ح ه

ع ح

غ ع

ب ت د ذ

ج ش ي

ح ه

ع ح

غ ع



أَوْ أَي



أَكْ أَتْ

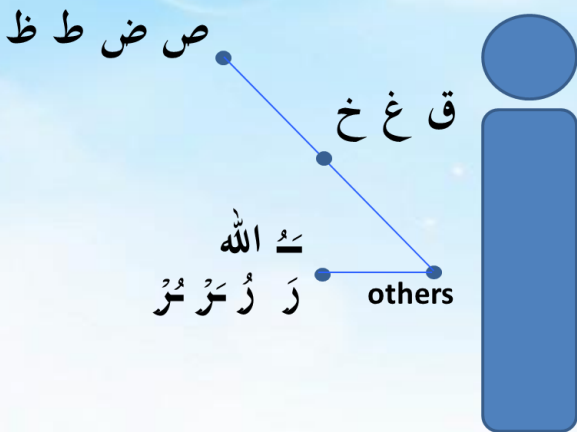


أَقْ أَظْ أَبْ

أَجْ أَدْ

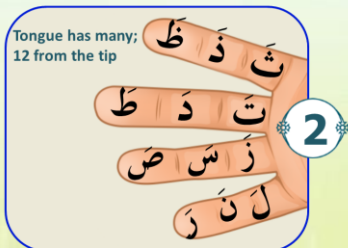
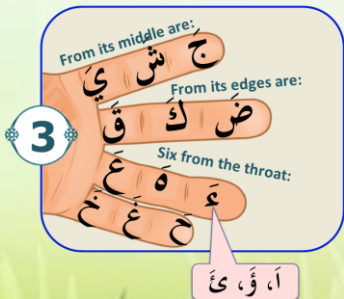
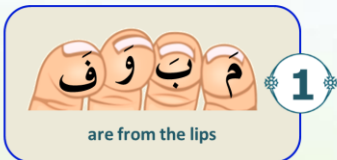
Thick & thin

They add beauty & distinction to the recitation, and help us avoid errors



The Letter Poem (with Fathah)

Covers all major groups along with important Sifaat indicators.
(Add Ghunnah)



Important Rules قَوَاعِد

Let

Laam الله

Me

Meem مَّ ، مَّ

Recite

Raa رَ ، رَ

My

Madd

Al-Qur'an

Al الشمس، القمر

Nicely.

Noon نْ ، نَّ ، نِ

Stop & start

Using correct Makharij & Sifaat,

Let

Laam الله

Me

Meem مَّ ، مَّ

Recite

Raa رَ ، رَ

My

Madd

Al-Qur'an

Al الشمس، القمر

Nicely.

Noon نْ ، نَّ ، نِ

Stop & start